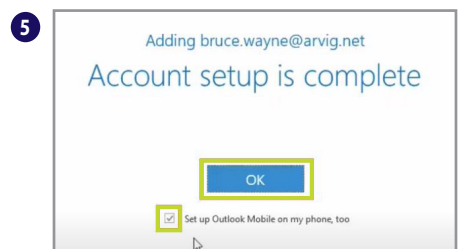
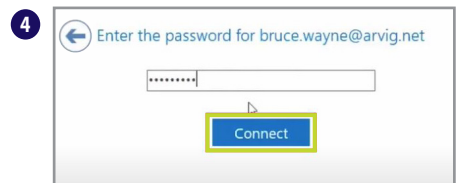
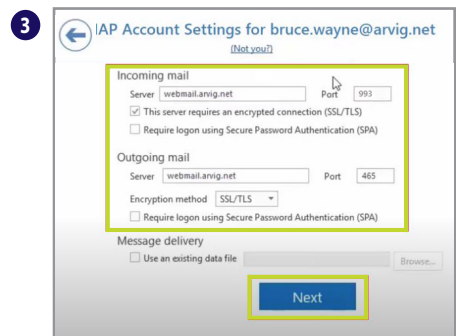
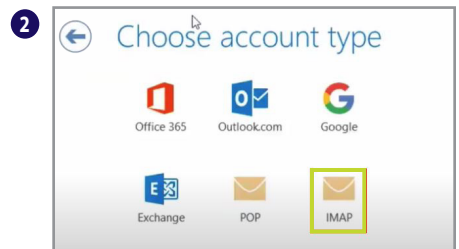
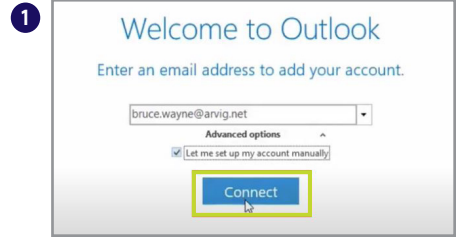


SET UP WEBMAIL through Microsoft Outlook

- 1 Open the program Outlook, and enter your full email address. Click Advanced options and check the box for "Let me set up my account manually." Then click the Connect button.
- 2 Click the IMAP account type.
- 3 Enter the settings for IMAP Incoming and Outgoing Servers and Ports as pictured. Encryption method should be SSL/TLS. Click Next.
- 4 When prompted, enter your password and click Connect.
- 5 Uncheck the box for "Set up Outlook Mobile on my phone, too." Then click the OK button.



888.99.ARVIG | arvig.net